

Riley County Community Needs Assessment

AGING FINDINGS

 **52%**

of respondents agree that **the community supports healthy aging.**






52% of caregivers of older adults are not receiving the supportive services they need.

 **65%**






of respondents are neutral or disagree that **there are an adequate number of services in the community to meet the needs of older adults.**



THE TOP NEEDS FOR OLDER ADULTS IN THE COMMUNITY ARE:

-  Affordable housing
-  Affordable prescriptions
-  Independent living in the home
-  Medical care
-  Home health care options

WHAT IS MOST IMPORTANT FOR ADULTS 55 AND OLDER?

-  Staying healthy
-  Staying mentally sharp
-  Being able to stay in their own home
-  Having adequate health insurance coverage
-  Having enough money to live comfortably

68% of respondents reported that affording the cost of out-of-pocket health care expenses and prescription drugs is **very important to them.**



Riley County Community Needs Assessment

AGING FINDINGS

The 2020 Riley County Community Needs Assessment, conducted by Wichita State University Center for Applied Research and Evaluation, included the compilation of selected secondary data, administration of a community survey (n=1,229), key informant interviews, and focus groups with persons who were underrepresented in the survey.

With a median age of 24.9 and 31.3% of the population being under 21 years old (U. S. Census Estimate, 2017), the population of Riley County is skewed toward younger people. However, 11.2% of the population (8,478 persons) is 60 years or older (U. S. Census Estimate, 2017). While the need may not be as great for services for older adults in Riley County as in other communities, respondents to the survey were neutral about whether current services are adequate (mean=3.1). For those who indicated they are 55 or older, staying healthy, staying mentally sharp, and being able to stay in their own homes were most important to them.

Selected data from secondary sources

Aging	Riley County	Kansas	Source
Percent of population 65 years and over, 2014-2018	9.5%	15.9%	US Census ACS 5-Year Estimates
Assisted living facilities (regulated by KDADS), 2014	5	220	Kansas Department for Aging and Disability Services
Nursing homes (regulated by KDADS), 2014	4	317	Kansas Department for Aging and Disability Services
Home Plus facilities (regulated by KDADS), 2014	2	165	Kansas Department for Aging and Disability Services
Alzheimer's/memory care units (regulated by KDADS), 2014	0	139	Kansas Department for Aging and Disability Services
Number of persons enrolled in Medicare (hospital and/or supplemental medical for aged), 2018	7,161	434,270	Centers for Medicare and Medicaid Services
Age-adjusted Alzheimer's Disease Mortality Rate per 100,000, 2016-2018	31.3	23.4	Kansas Health Matters via Kansas Department of Health and Environment

For the full report, go to: www.rileycountycommunityneedsassessment.org